

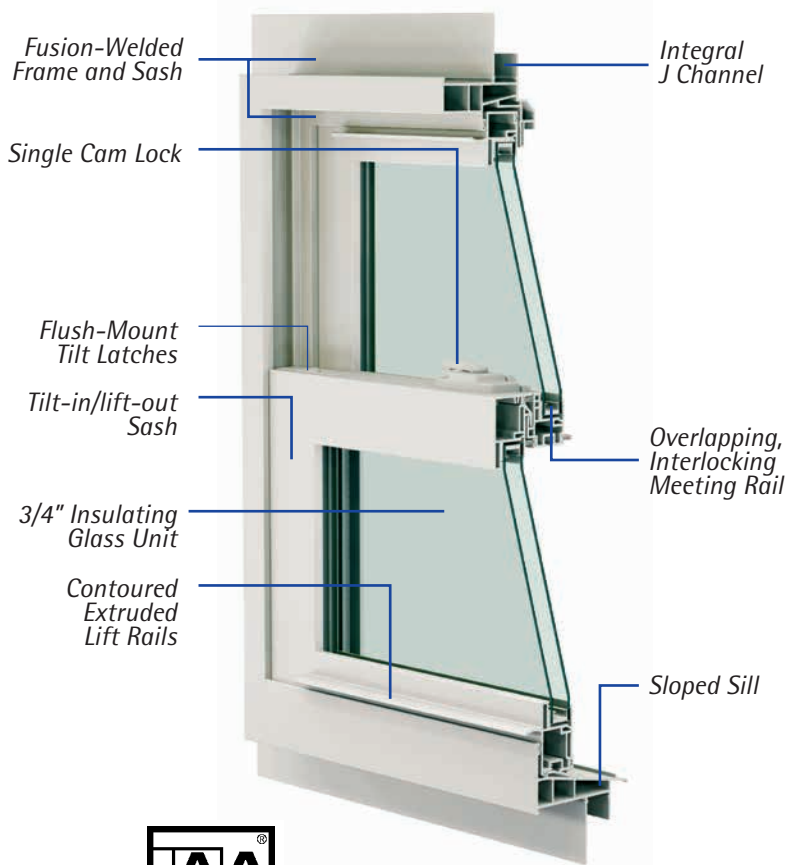
QUALITY FIRST New Construction

You'll see the light with the Quality First New Construction windows. This attractive and high quality window is ideal for any new construction project. Stylish, yet sturdy, this window is designed to give your home reliability, comfort and give you the perfect view.



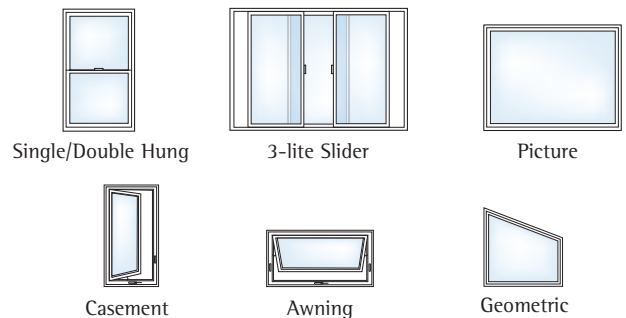
Ideal for Any New Construction Project

Strength that Performs



Styles to Fit Any Decor

Quality First New Construction windows have a vast assortment to select your style: Single Hung, Double Hung, Slider, 3-lite Slider, Casement, Awning, Picture Window, Geometrics and Patio Door.




Colors and Grid Style Options



Patio Door available in white, tan or driftwood


Shed some light on your home's unique character and decor with our collection of grids.

- **Colonial Grids**
Flat White, Tan or Driftwood and Sculptured White, Tan, Driftwood or Brass



Colonial Diamond

- **Diamond Grids**
Flat White, Tan or Driftwood
- **Prairie and Perimeter Grids**
Flat White, Tan or Driftwood and Sculptured White, Tan, Driftwood or Brass



Prairie Perimeter

- All grids come in standard 5/8" width. Sculptured grids avail in 1" width



AAMA GOLD LABEL CERTIFICATION
Highest level of testing
for quality and performance

Energy Star Windows and Patio Doors



Energy Star Windows/Patio doors:

- Use less energy
- Save money
- Help protect the environment

Visit www.energystar.gov for more information on qualified windows/doors

Standard Features and Options

FRAME

| | |
|----------------------------------|----------------------------------|
| Frame Construction: | Fusion Welded |
| Frame Thickness, Outer Walls: | 0.072 |
| Frame Width | 2-15/16" |
| Frame Profile: | Beveled |
| Sill: | 10-degree Sloped |
| Weep System: | Tank System and Covered Weeps |
| Profile: | Multiple Chambered |

GLASS


| | |
|-------------------|--|
| Standard Glazing: | LowE 2/Argon Filled |
| IG Thickness: | 3/4" |
| Glass Pane: | Dual |
| Spacer Type: | Intercept (or Optional Supercept) |
| Glass Strength: | Single |
| Glass Options: | Tinted Bronze or Grey, Obscure, Tempered, Double Strength, 30/30 or Energy Star Glass Package |

LIFETIME LIMITED WARRANTY

Our warranty certifies our commitment to total customer satisfaction. Our windows/patio door vinyl components are backed by a Transferable Limited Lifetime Warranty (residential) that protects your investment.

- Lifetime Vinyl
- 20 year Accidental Glass Breakage, Hardware and Screen

Our vinyl components meet or exceed performance requirements established and certified by the American Architectural Manufacturers Association (AAMA).



**QUALITY
FIRST**

Windows • Doors • Patio Rooms

**185 Glenwood Spring Ter
Eatonton, GA 31024**

TEL #706-485-3003

SASH

| | |
|---------------------------------|---|
| Sash Construction: | Fusion Welded |
| Sash Thickness, Outer Walls: | 0.072 |
| Equal Lite: | Yes |
| Edges: | Squared |
| Interlocks (Meeting Rail): | Overlapping, Interlocking Full Interlock |
| Lift Rail: Operation: | Integral Tilt In/Lift Out |

HARDWARE/ACCESSORIES

| | |
|------------------|---|
| Tilt Latches: | Flush |
| Type of Lock: | Cam Action Lock |
| No. of Locks: | Two Standard ≥ 28 " |
| Balance System: | 1/2" Stainless Steel Constant Force |
| Standard Screen: | Half Screen |
| Screen Option: | Full |
| Screen Cloth: | Fiberglass, Optional Aluminum |
| Screen Frame: | Rollformed Aluminum or Optional Extruded |

PERFORMANCE

| | |
|-----------------|--|
| DP Rating: | 44 x 63 - DP35 36 x 74 - DP50 |
| Certifications: | AAMA Gold (Air, Water, Structure, FER, Thermal) |



EASY MAINTENANCE

All Quality First New Construction Double Hung windows tilt in for easy cleaning, while our Slider windows feature lift out sash panels to help with window maintenance. What's more, the grids are between the glass allowing easy cleaning while providing a distinctive accent for your home. We make it easy!